
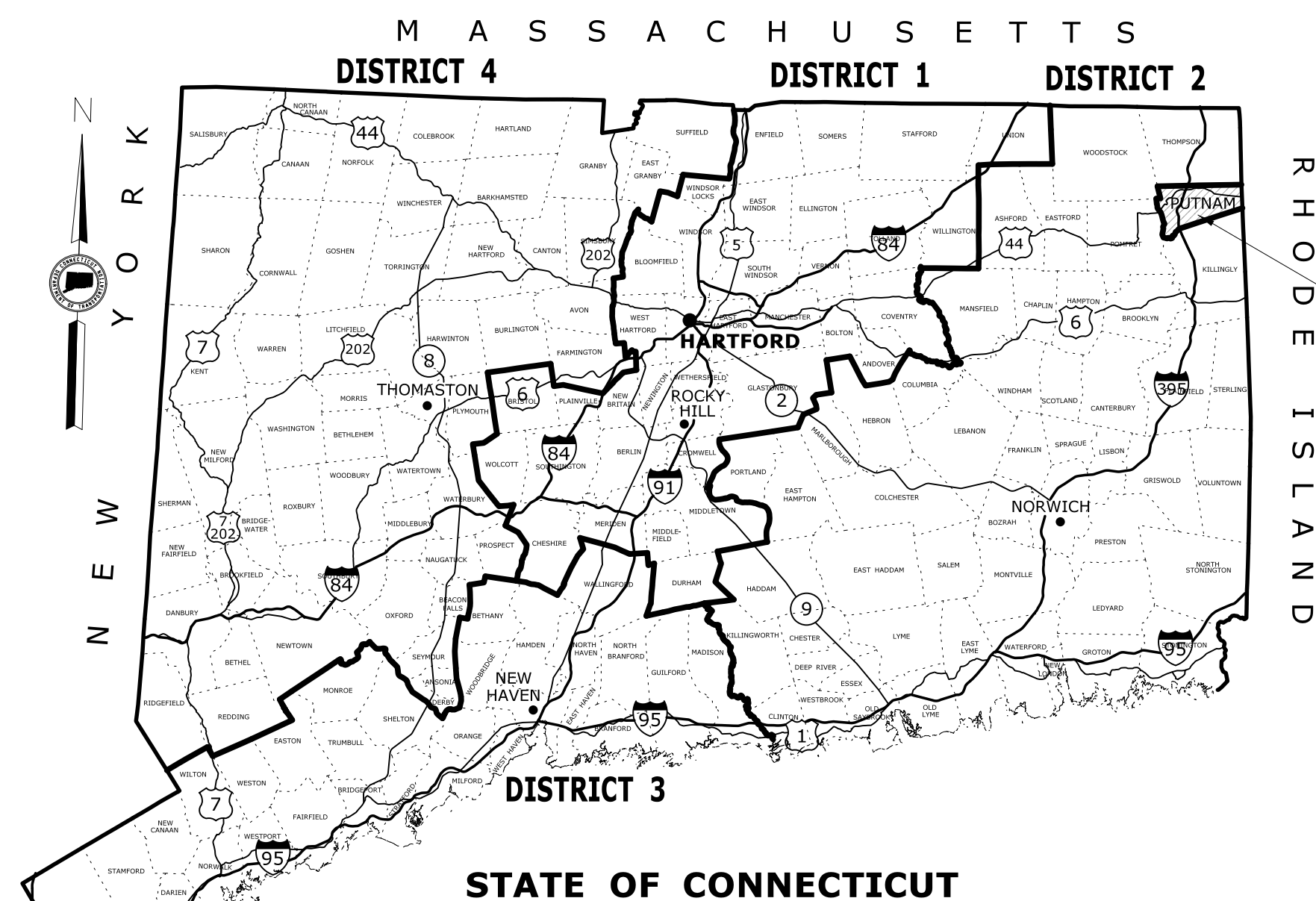


CONNECTICUT DEPARTMENT OF TRANSPORTATION

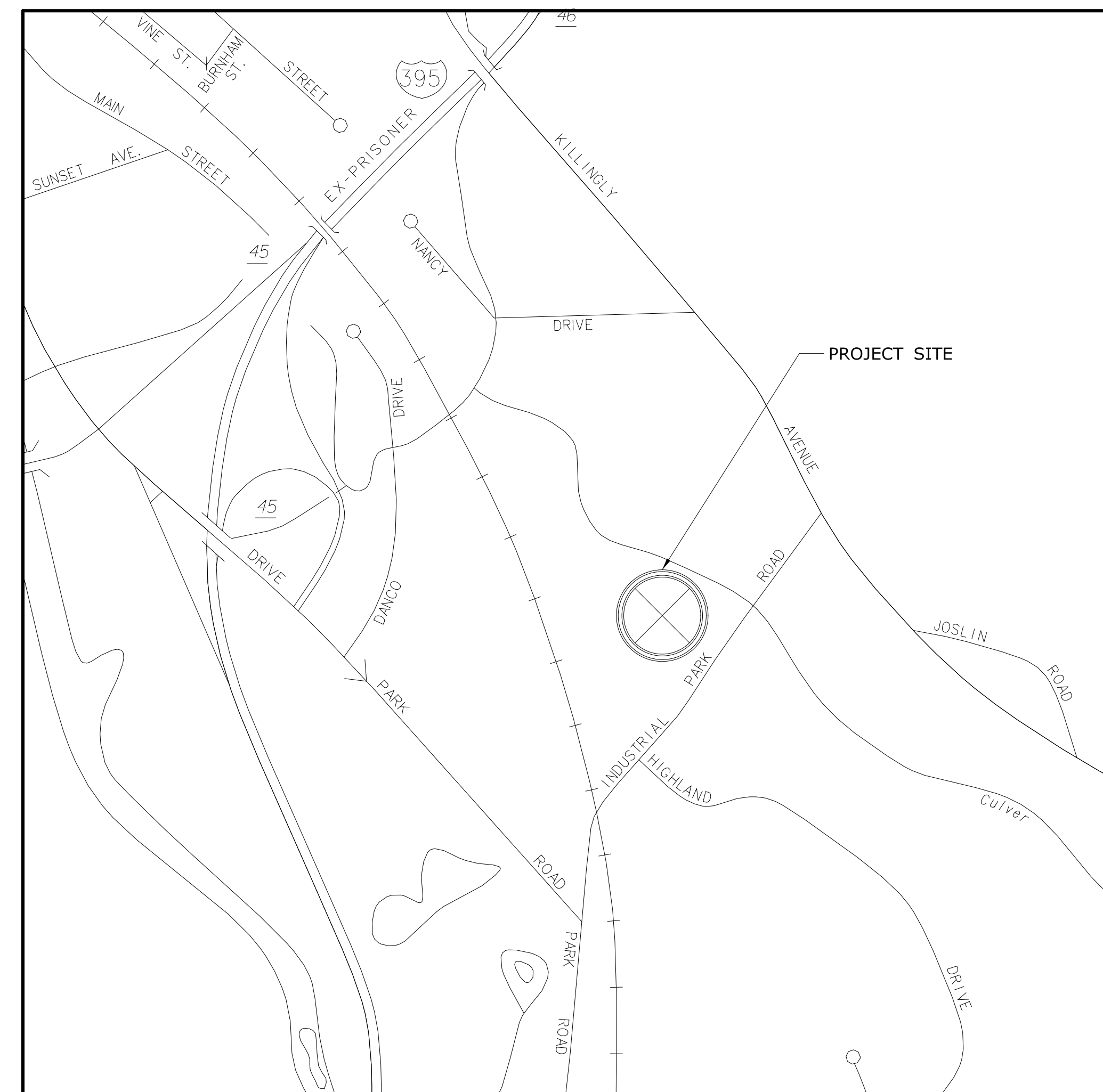


Plans For

PUTNAM REPAIR FACILITY AND MAINTENANCE FACILITY



Town(s)/City of
PUTNAM



LOCATION PLAN
 NOT TO SCALE

GENERAL NOTES:

- FEDERAL AID PROJECT NO.
- CONSTRUCTION SPECIFICATIONS:
 Connecticut Department of Transportation, Standard Specifications for Roads, Bridges, Facilities and Incidental Construction, Form 818, dated 2020, and Special Provisions.
- 400 FOOT GRID BASED ON CONNECTICUT COORDINATE SYSTEM N.A.D. 1983 (2010)
- VERTICAL DATUM BASED ON NAVD 1988
- SURVEYED BY: CONN. D.O.T. DISTRICT 2

LIST OF SUBSETS

*THE INITIAL SUBSET SHEET COUNT DOES NOT INCLUDE ADDENDUMS AND CHANGE ORDERS

SUBSET NO.	SUBSET TITLE	*SUBSET SHEET COUNT
01	GENERAL	1
02	REVISIONS	1
03	SUPPORTING DOCUMENTS	21
04	CIVIL	22
05	ELECTRICAL (SITE)	12
06	REPAIR FACILITY	
06A	ARCHITECTURAL	40
06B	STRUCTURAL	38
06C	FIRE PROTECTION	7
06D	PLUMBING	15
06E	MECHANICAL	12
06F	ELECTRICAL	25
07	MAINTENANCE FACILITY	
07A	ARCHITECTURAL	39
07B	STRUCTURAL	37
07C	FIRE PROTECTION	5
07D	PLUMBING	11
07E	MECHANICAL	8
07F	ELECTRICAL	27
08	COLD STORAGE BUILDING	
08A	ARCHITECTURAL	10
08B	STRUCTURAL	5
08C	ELECTRICAL	5
09	ENVIRONMENTAL	3
	HWY STANDARD SHEETS	11
	TRAFFIC STANDARD SHEETS	4

DISCLAIMER

IT IS THE RESPONSIBILITY OF EACH BIDDER AND ALL OTHER INTERESTED PARTIES TO OBTAIN ALL BIDDING RELATED INFORMATION AND DOCUMENTS FROM OFFICIAL SOURCES WITHIN THE DEPARTMENT.

PERSONS AND/OR ENTITIES WHICH REPRODUCE AND/OR MAKE SUCH INFORMATION AVAILABLE BY ANY MEANS ARE NOT AUTHORIZED BY THE DEPARTMENT TO DO SO AND MAY BE LIABLE FOR CLAIMS RESULTING FROM THE DISSEMINATION OF UNOFFICIAL, INCOMPLETE AND/OR INACCURATE INFORMATION.

**LIST OF DRAWINGS
 SUBSET 01 - GENERAL**

DRAWING TITLE	DRAWING NO.
TITLE SHEET	G-1

STANDARD CONVENTIONS	
North Arrow, W/No. Coord.	Grid Arrow
Chain Link Fence	Rustic Fence
Water Edge	Stream
Riprap	Hedge Row
Concrete Pavement	Tree Line
Dirt Road	Shrub
B.C.L.C.	Evergreen Tree
Granite Curb	Deciduous Tree
Guide Rail	Retaining Wall
Concrete Median Barrier	
Bit. Walk	
Conc. Sidewalk	
Railroad Tracks	
Limit Of Marsh	Pipe Fence
Ledge Outcrop	Board Fence
Inland Wetland Limits	Property Line
STATE LINE	Lot Line
Power Line	Easement Line
Swamp	Highway Line
Building	Street Line
Transmission Tower	

THE DESIGN APPEARS TO CONFORM TO APPLICABLE CRITERIA. APPROVAL IS NOT TO BE CONSTRUED TO MEAN THAT ALL ASPECTS OF THE DESIGN HAVE BEEN PERSONALLY CHECKED BY THE UNDERSIGNED.

SUBMITTED BY: TRANSPORTATION PRINCIPAL ENGINEER - CHRISTOPHER J. BONSIGNORE, P.E.

APPROVAL RECOMMENDED BY: DIVISION CHIEF OF FACILITIES AND TRANSIT - GREGORY M. DOROSH, P.E.

APPROVED BY: TRANSPORTATION ENGINEERING ADMINISTRATOR - THEODORE H. NEZAMES, P.E.

SEMI FINAL DESIGN REVIEW

Plans For
PUTNAM REPAIR FACILITY AND MAINTENANCE FACILITY

Town(s)/City
PUTNAM

STATE PROJECT NO.

0115-0121

DRAWING NO.

G-1

SHEET NO.

01.01