
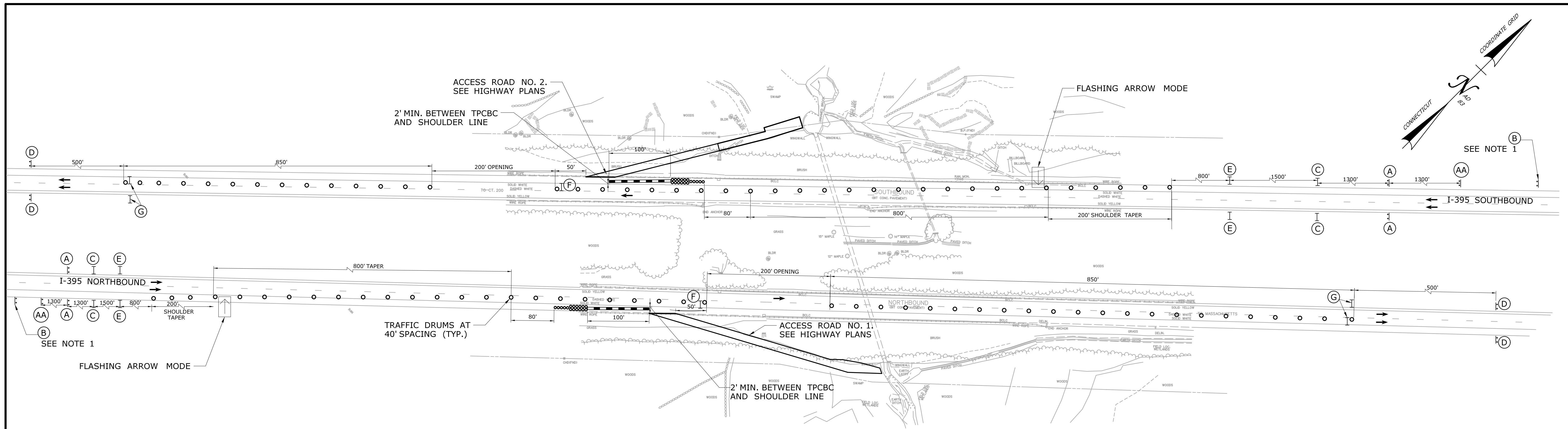


03.04 - TRAFFIC INDEX OF DRAWINGS

DRAWING NUMBER	DRAWING TITLE	DRAWING NUMBER	DRAWING TITLE	DRAWING NUMBER	DRAWING TITLE
TRA-01	INDEX OF DRAWINGS				
TRA-02	MPT PLAN - 1				
TRA-03	MPT PLAN - 2				

DESIGNED BY:
GM2 ASSOCIATES, INC.
115 GLASTONBURY BLVD.
GLASTONBURY, CT 06033

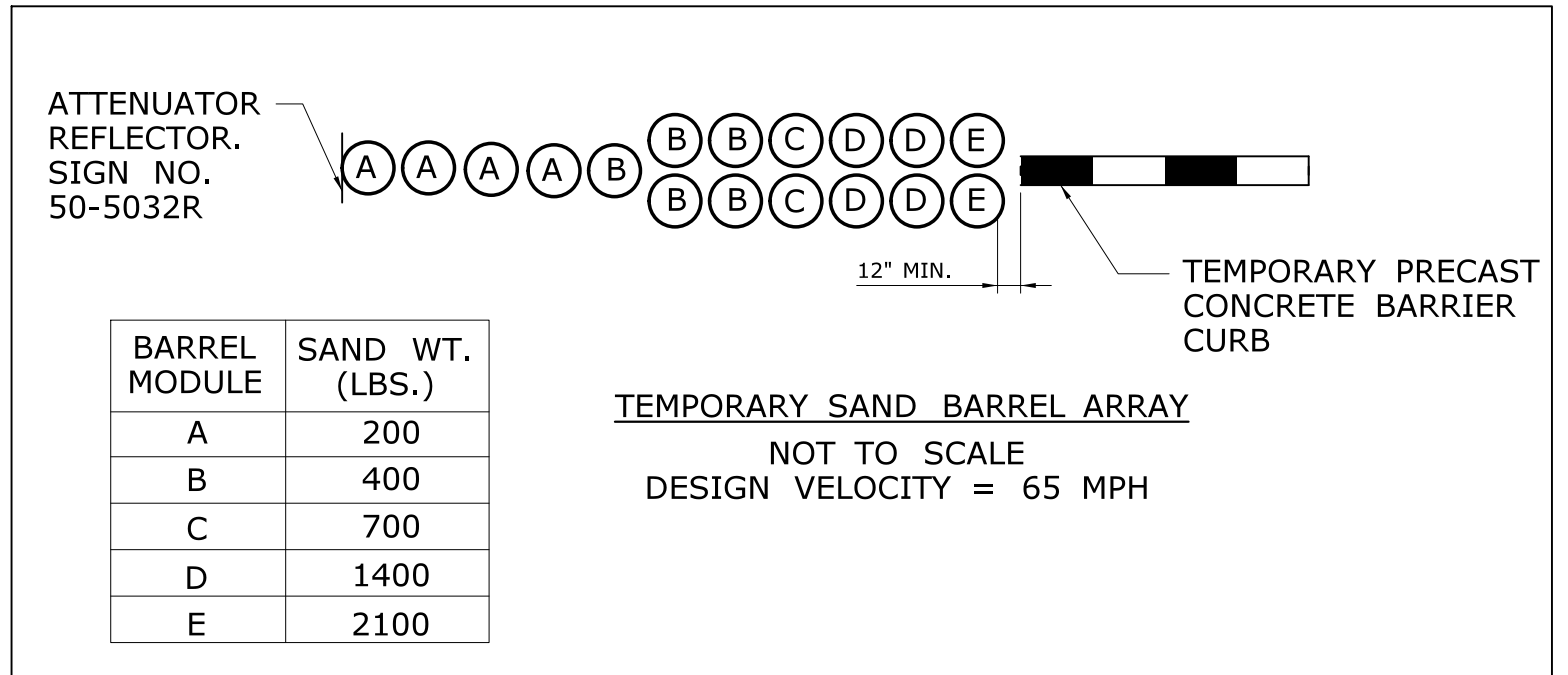




MPT PLAN - 1
 RIGHT LANE CLOSURE
 NOT TO SCALE

LEGEND:

- SIGN - 2 POSTS
- SIGN ON TEMPORARY SIGN SUPPORT
- TEMPORARY PRECAST CONCRETE BARRIER CURB (TPCBC)
- TEMPORARY SAND BARREL ARRAY
- DIRECTION OF TRAFFIC
- ◀ HIGH MOUNTED INTERNALLY ILLUMINATED FLASHING ARROW



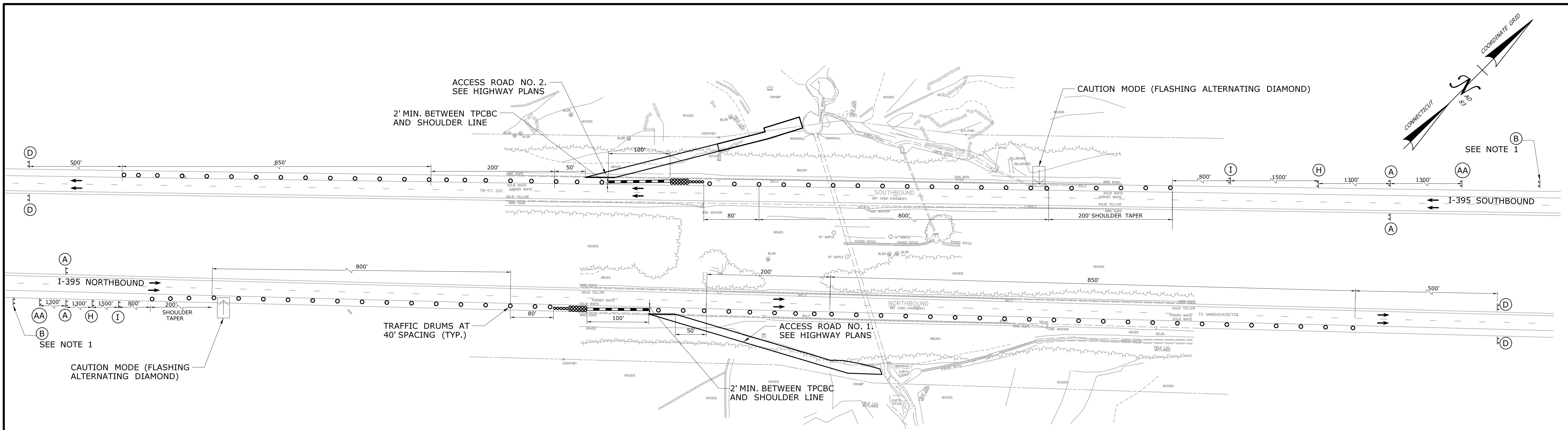
SIGN LEGEND:

- (AA) ROAD WORK AHEAD FINES DOUBLED 31-1906
- (A) ROAD WORK AHEAD 80-9604
- (B) CONSTRUCTION AHEAD ROAD USE RESTRICTED STATE LIABILITY LIMITED 80-1605
- (C) RIGHT LANE CLOSED AHEAD 80-9848
- (D) END ROAD WORK 80-9612
- (E) 80-9917
- (F) CONSTRUCTION ACCESS 80-9934
- (G) TRUCKS ENTERING FROM RIGHT 80-9934

NOTES:

1. ACTUAL LOCATION OF SERIES 16 SIGNS TO BE DETERMINED BY THE ENGINEER.
2. ALL WORK SHALL BE PERFORMED IN ACCORDANCE WITH THE SPECIAL PROVISIONS FOR SECTION 1.08 "PROSECUTION AND PROGRESS" AND ITEM NO. 0971001A "MAINTENANCE AND PROTECTION OF TRAFFIC".
3. INSTALL BARRICADE WARNING LIGHTS - HIGH INTENSITY ON ALL POST MOUNTED DIAMOND SHAPED SIGNS IN THE ADVANCE WARNING AREA.
4. EXISTING SIGNS ARE TO BE RELOCATED AS NEEDED AND AS DIRECTED BY THE ENGINEER DURING CONSTRUCTION SO THAT THEY ARE IN THE APPROPRIATE LOCATION AND VISIBLE TO MOTORISTS. THIS WORK WILL BE PAID FOR UNDER ITEM NO. 0971001A "MAINTENANCE AND PROTECTION OF TRAFFIC".
5. TYPE DE-7 DELINEATORS SHALL BE INSTALLED ON THE TPCBC AS SPECIFIED ON THE STANDARD SHEET TR-1205-01, "DELINEATION, DELINEATOR AND OBJECT MARKER DETAILS".
6. THE LOCATIONS OF SIGNS SHOWN ON THE PLANS ARE APPROXIMATE AND SHALL BE ADJUSTED AS DIRECTED BY THE ENGINEER TO MEET FIELD CONDITIONS.
7. ANY EXISTING SIGNING DAMAGED BY THE CONTRACTOR SHALL BE REPLACED AT NO COST TO THE STATE.
8. ALL ADVANCE WARNING SIGNS ARE TO REMAIN IN PLACE UNTIL THEIR REMOVAL IS REQUESTED BY THE ENGINEER.

DESIGNER/DRAFTER: SJ/DK	CHECKED BY: VAA	NOT TO SCALE	 STATE OF CONNECTICUT DEPARTMENT OF TRANSPORTATION	SIGNATURE/BLOCK: 	GM2 ASSOCIATES, INC. 115 GLASTONBURY BLVD. GLASTONBURY, CT 06033	PROJECT TITLE: REHABILITATION OF BRIDGE NO. 06794 I-395 OVER UNNAMED BROOK	TOWN: THOMPSON
THE INFORMATION, INCLUDING ESTIMATED QUANTITIES OF WORK, SHOWN ON THESE SHEETS IS BASED ON LIMITED INVESTIGATIONS BY THE STATE AND IS IN NO WAY WARRANTED TO INDICATE THE CONDITIONS OF ACTUAL QUANTITIES OF WORK WHICH WILL BE REQUIRED.	Plotted Date: 6/2/2020	File name: ...TR_MSH_MPT-01_141_154.dgn					PROJECT NO. 141-154 DRAWING NO. TRA-02 SHEET NO. 03.04.02
REV.	DATE	REVISION DESCRIPTION	SHEET NO.	MPT PLAN - 01			



MPT PLAN - 2
SHOULDER CLOSURE DURING NON-WORK HOURS
 NOT TO SCALE

LEGEND:

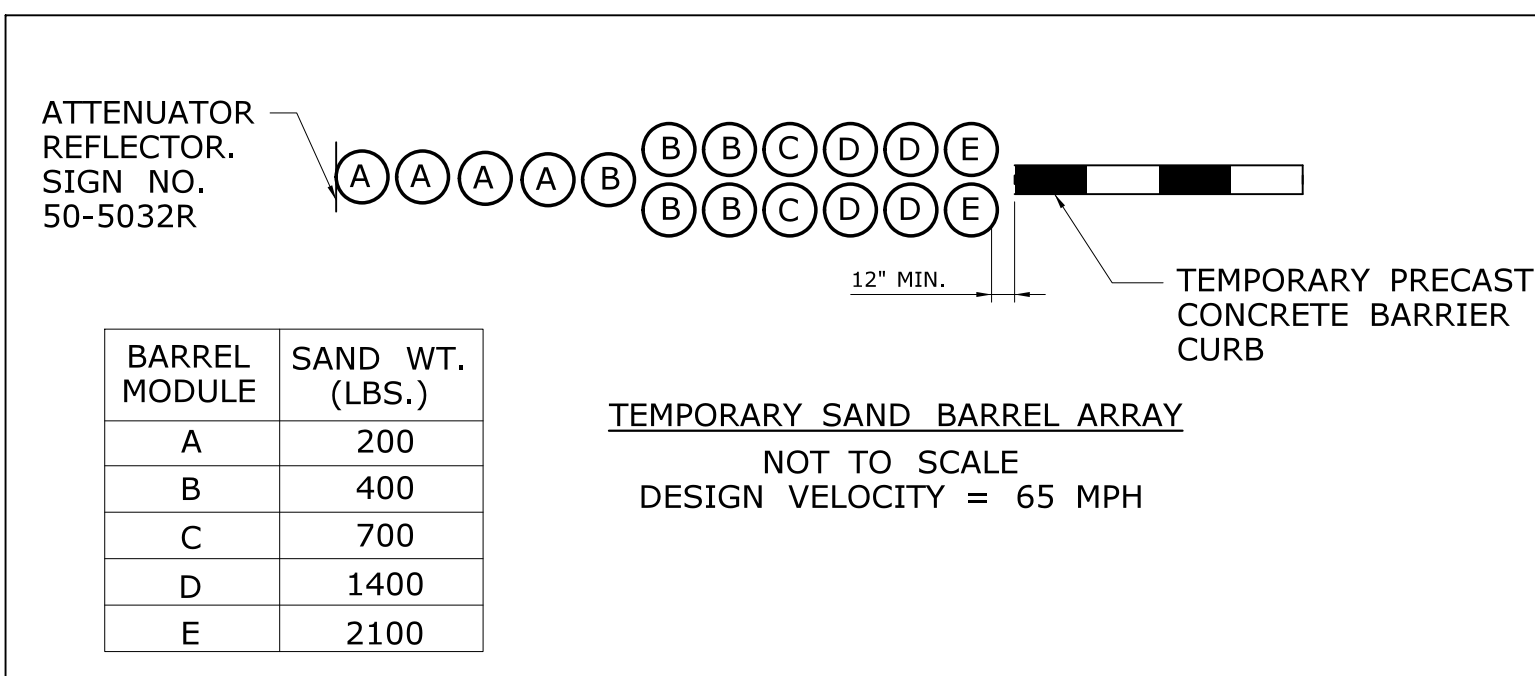
- SIGN - 2 POSTS
- SIGN ON TEMPORARY SIGN SUPPORT
- TEMPORARY PRECAST CONCRETE BARRIER CURB (TPCBC)
- TEMPORARY SAND BARREL ARRAY
- DIRECTION OF TRAFFIC
- ← HIGH MOUNTED INTERNALLY ILLUMINATED FLASHING ARROW

SIGN LEGEND:

- (AA) ROAD WORK AHEAD FINES DOUBLED 31-1906
- (A) ROAD WORK AHEAD 80-9604
- (B) CONSTRUCTION AHEAD ROAD USE RESTRICTED STATE LIABILITY LIMITED 80-1605
- (D) END ROAD WORK 80-9612
- (H) SHOULDER CLOSED AHEAD 80-9957 (SIGN TO BE COVERED DURING WORK HOURS WHEN MPT-1 IS IN IMPLEMENTATION)
- (I) SHOULDER CLOSED 80-9959 (SIGN TO BE COVERED DURING WORK HOURS WHEN MPT-1 IS IN IMPLEMENTATION)

NOTES:

1. ACTUAL LOCATION OF SERIES 16 SIGNS TO BE DETERMINED BY THE ENGINEER.
2. ALL WORK SHALL BE PERFORMED IN ACCORDANCE WITH THE SPECIAL PROVISIONS FOR SECTION 1.08 "PROSECUTION AND PROGRESS" AND ITEM NO. 0971001A "MAINTENANCE AND PROTECTION OF TRAFFIC".
3. INSTALL BARRICADE WARNING LIGHTS - HIGH INTENSITY ON ALL POST MOUNTED DIAMOND SHAPED SIGNS IN THE ADVANCE WARNING AREA.
4. EXISTING SIGNS ARE TO BE RELOCATED AS NEEDED AND AS DIRECTED BY THE ENGINEER DURING CONSTRUCTION SO THAT THEY ARE IN THE APPROPRIATE LOCATION AND VISIBLE TO MOTORISTS. THIS WORK WILL BE PAID FOR UNDER ITEM NO. 0971001A "MAINTENANCE AND PROTECTION OF TRAFFIC".
5. TYPE DE-7 DELINEATORS SHALL BE INSTALLED ON THE TPCBC AS SPECIFIED ON THE STANDARD SHEET TR-1205-01, "DELINEATION, DELINEATOR AND OBJECT MARKER DETAILS".
6. THE LOCATIONS OF SIGNS SHOWN ON THE PLANS ARE APPROXIMATE AND SHALL BE ADJUSTED AS DIRECTED BY THE ENGINEER TO MEET FIELD CONDITIONS.
7. ANY EXISTING SIGNING DAMAGED BY THE CONTRACTOR SHALL BE REPLACED AT NO COST TO THE STATE.
8. ALL ADVANCE WARNING SIGNS ARE TO REMAIN IN PLACE UNTIL THEIR REMOVAL IS REQUESTED BY THE ENGINEER.



REV.	DATE	REVISION DESCRIPTION	SHEET NO.	Plotted Date: 6/2/2020	DESIGNER/DRAFTER: SJ/DK	<p>STATE OF CONNECTICUT DEPARTMENT OF TRANSPORTATION</p>	SIGNATURE/ BLOCK:
				CHECKED BY: VAA	GM2 ASSOCIATES, INC. 115 GLASTONBURY BLVD. GLASTONBURY, CT 06033		PROJECT TITLE: REHABILITATION OF BRIDGE NO. 06794 I-395 OVER UNNAMED BROOK
				NOT TO SCALE			TOWN: THOMPSON
							PROJECT NO. 141-154
							DRAWING NO. TRA-03
							SHEET NO. 03.04.03