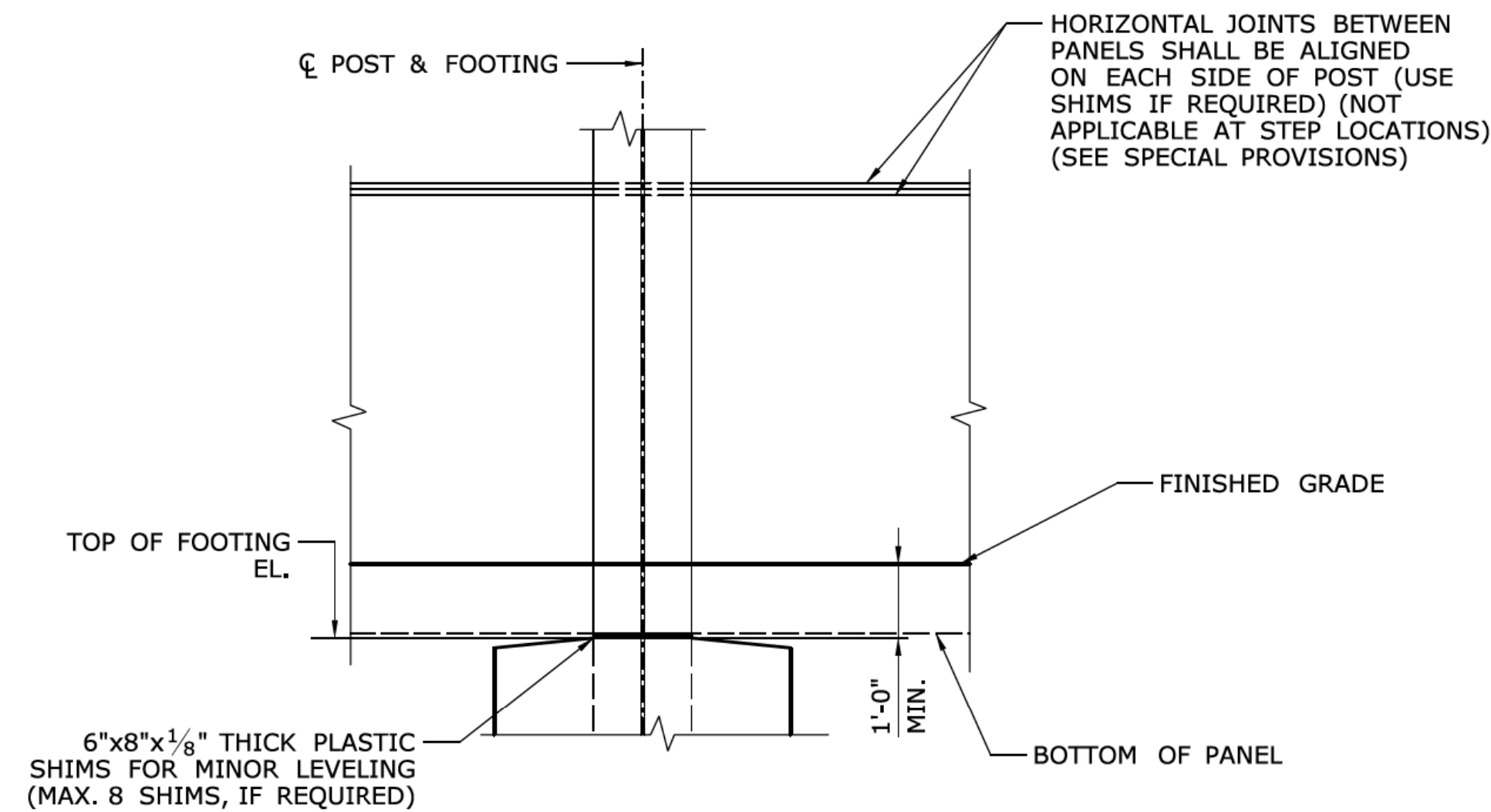
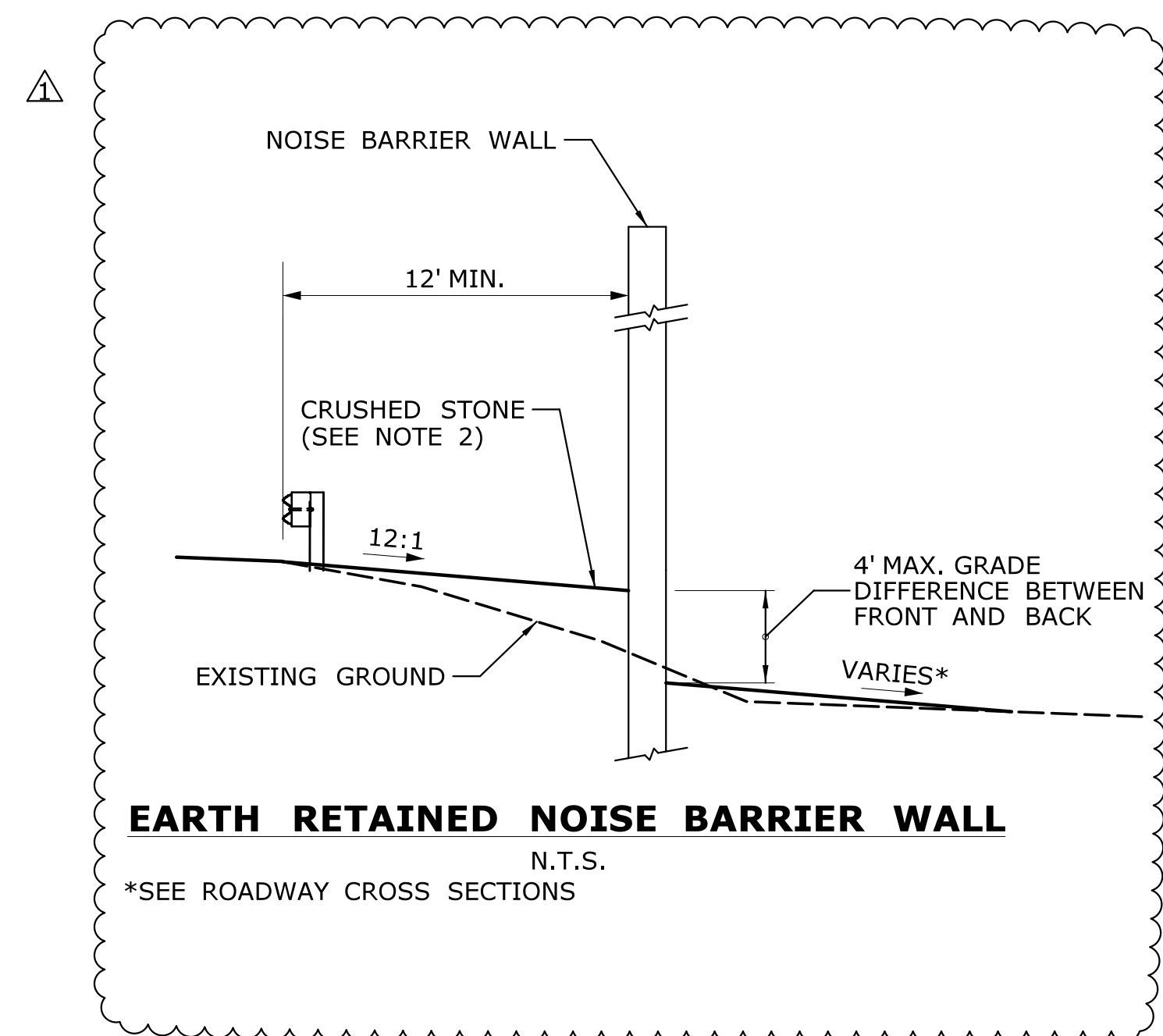


ELEVATION GROUND MOUNTED

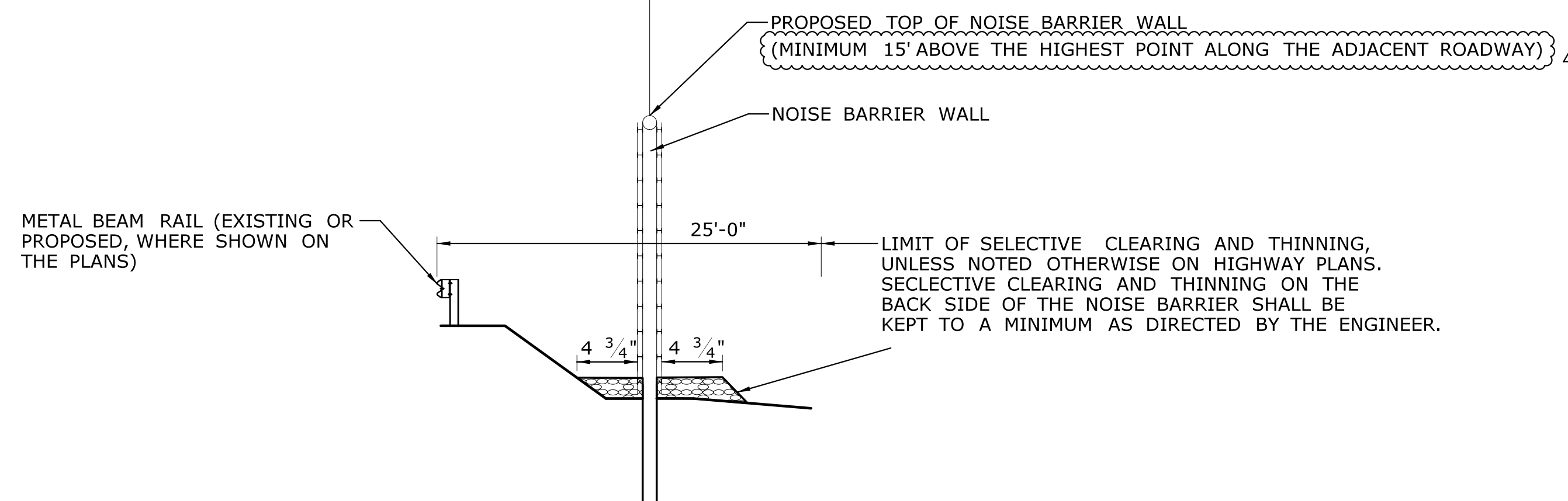


ELEVATION DETAIL
SCALE: 1" = 1'-0"



EARTH RETAINED NOISE BARRIER WALL
N.T.S.
*SEE ROADWAY CROSS SECTIONS

ROAD SIDE OF NOISE BARRIER WALL BACK SIDE OF NOISE BARRIER WALL



TYPICAL SECTION AT NOISE BARRIER WALL
N.T.S.

NOTES:

1. NOISE BARRIER WALL INSTALLED IN THE EMBANKMENT AREAS SHALL BE INCLUDED IN THE ITEM "NOISE BARRIER WALL". NOISE BARRIER WALL INSTALLED ON THE PARAPET OF EXISTING AND PROPOSED BRIDGE STRUCTURES SHALL BE INCLUDED IN THE ITEM "NOISE BARRIER WALL (STRUCTURE)".
2. EARTH RETAINED NOISE BARRIER WALL SECTIONS BACKFILL MATERIAL SHALL NOT CONTAIN ANY MATERIAL WHICH PASSES A NO. 200 SIEVE. BACKFILL SHALL BE PLACED IN ACCORDANCE WITH SECTION 2.02 OF THE STANDARD SPECIFICATIONS.

ADDENDUM NO. 1

THE INFORMATION, INCLUDING ESTIMATED QUANTITIES OF WORK, SHOWN ON THESE SHEETS IS BASED ON LIMITED INVESTIGATIONS BY THE STATE AND IS IN NO WAY WARRANTED TO INDICATE THE CONDITIONS OF ACTUAL QUANTITIES OF WORK WHICH WILL BE REQUIRED.		DESIGNER/DRAFTER: MD	 STATE OF CONNECTICUT DEPARTMENT OF TRANSPORTATION	SIGNATURE/ BLOCK: 	PROJECT TITLE: SAFETY AND OPERATIONAL IMPROVEMENTS ON I-84	TOWN: WEST HARTFORD	PROJECT NO. 155-171
CHECKED BY: SB/MF	SCALE IN FEET 0 40 80 SCALE 1"=40'	DRAWING NO. NBW-19					
REV. DATE REVISION DESCRIPTION SHEET NO.	Plotted Date: 11/25/2019	Filename: ...VHW_MSH-155-171-NBW-19-A1	SHEET NO. 21.20.A1				