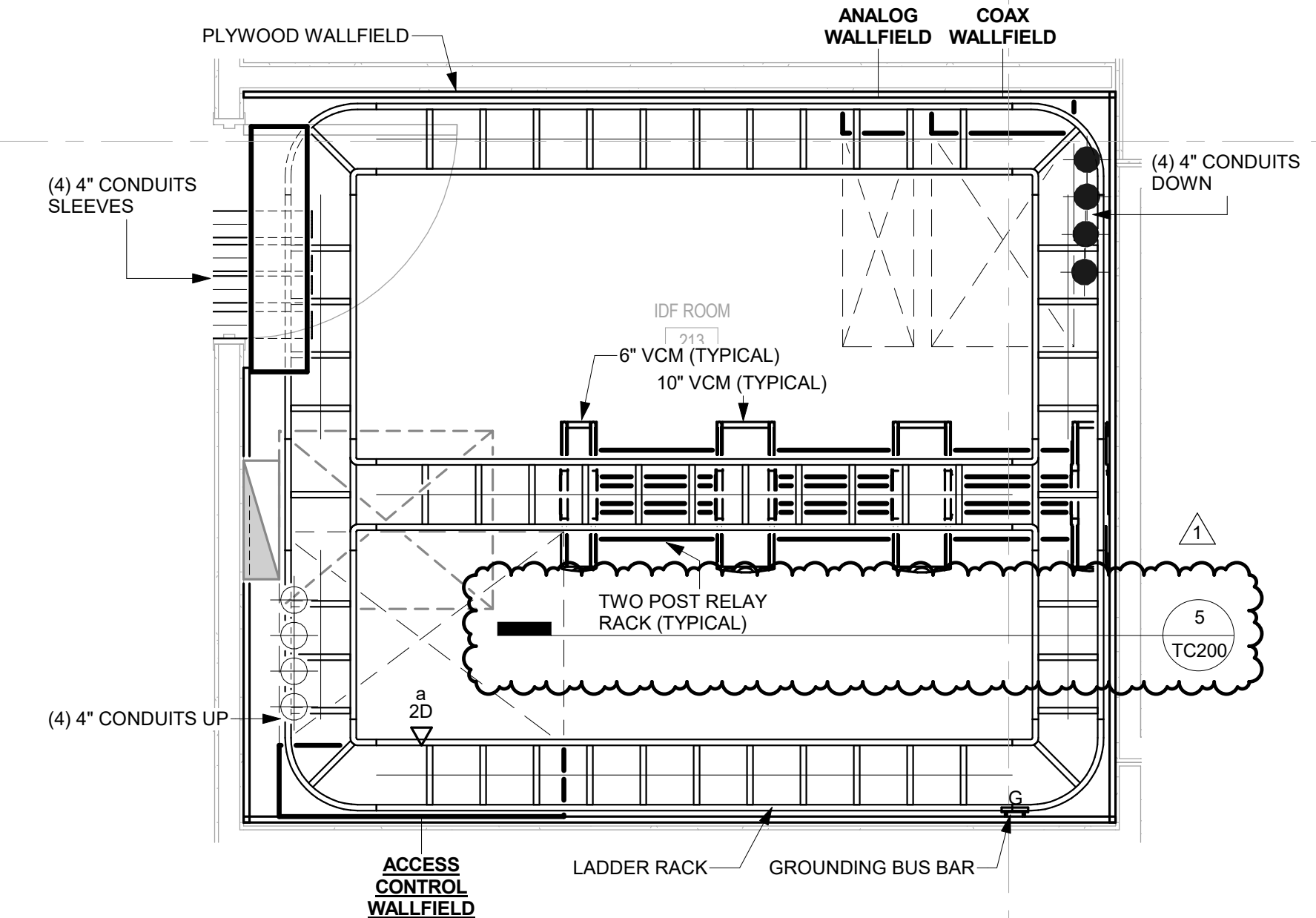
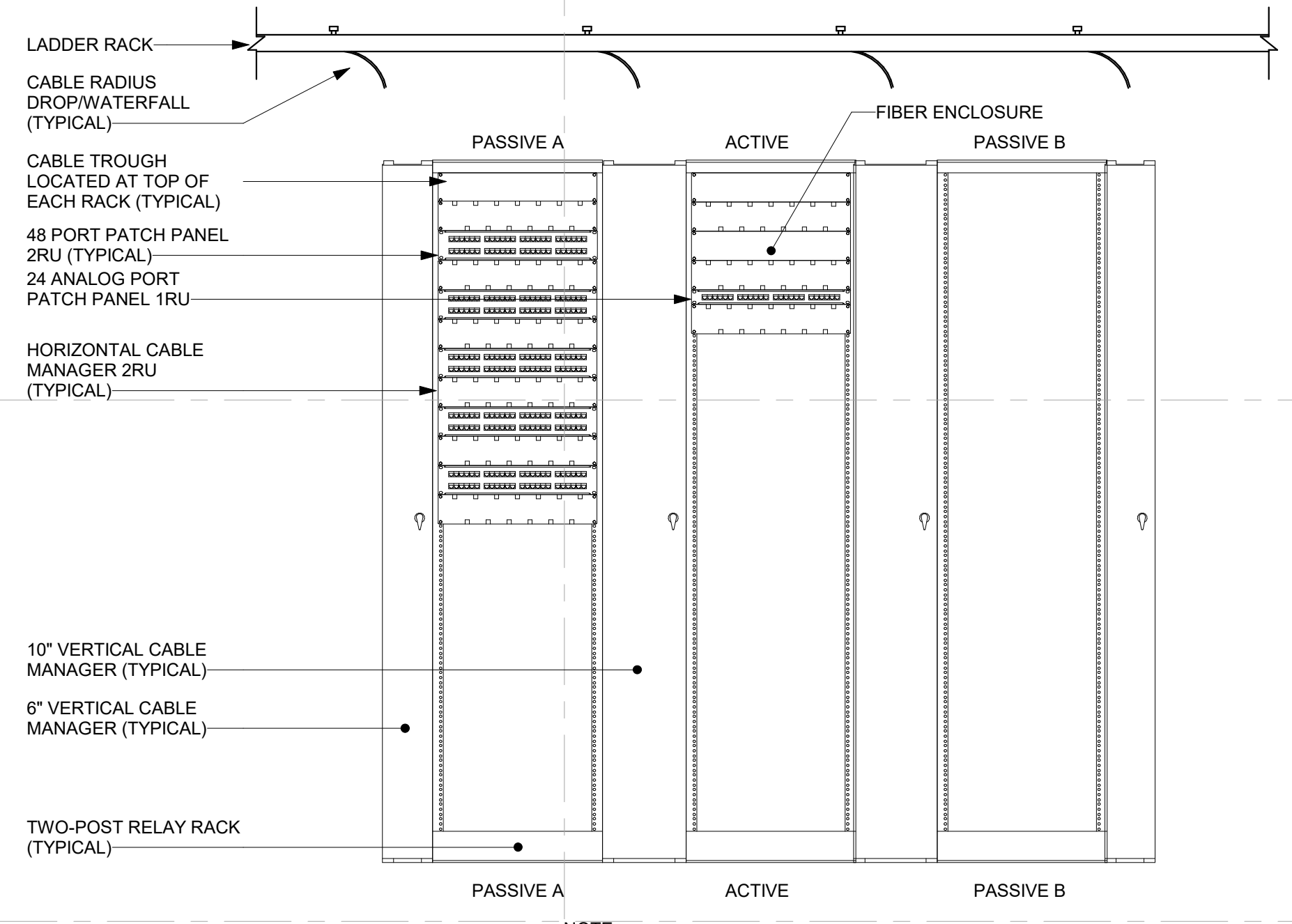


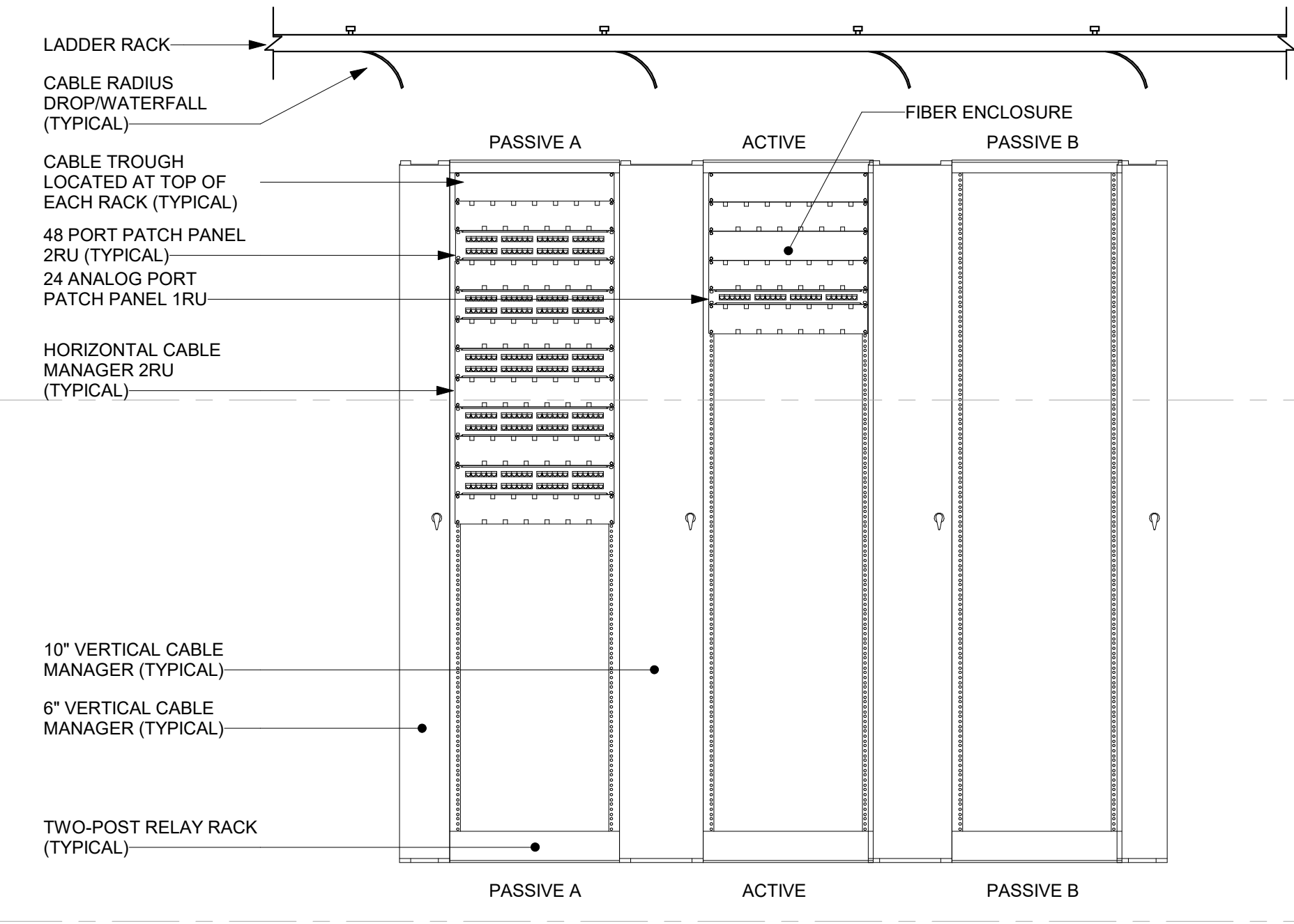
2 PARTIAL PLAN - IDF (BS.1.5)  
1/2" = 1'-0"



3 PARTIAL PLAN - IDF (BS.2.5)  
1/2" = 1'-0"



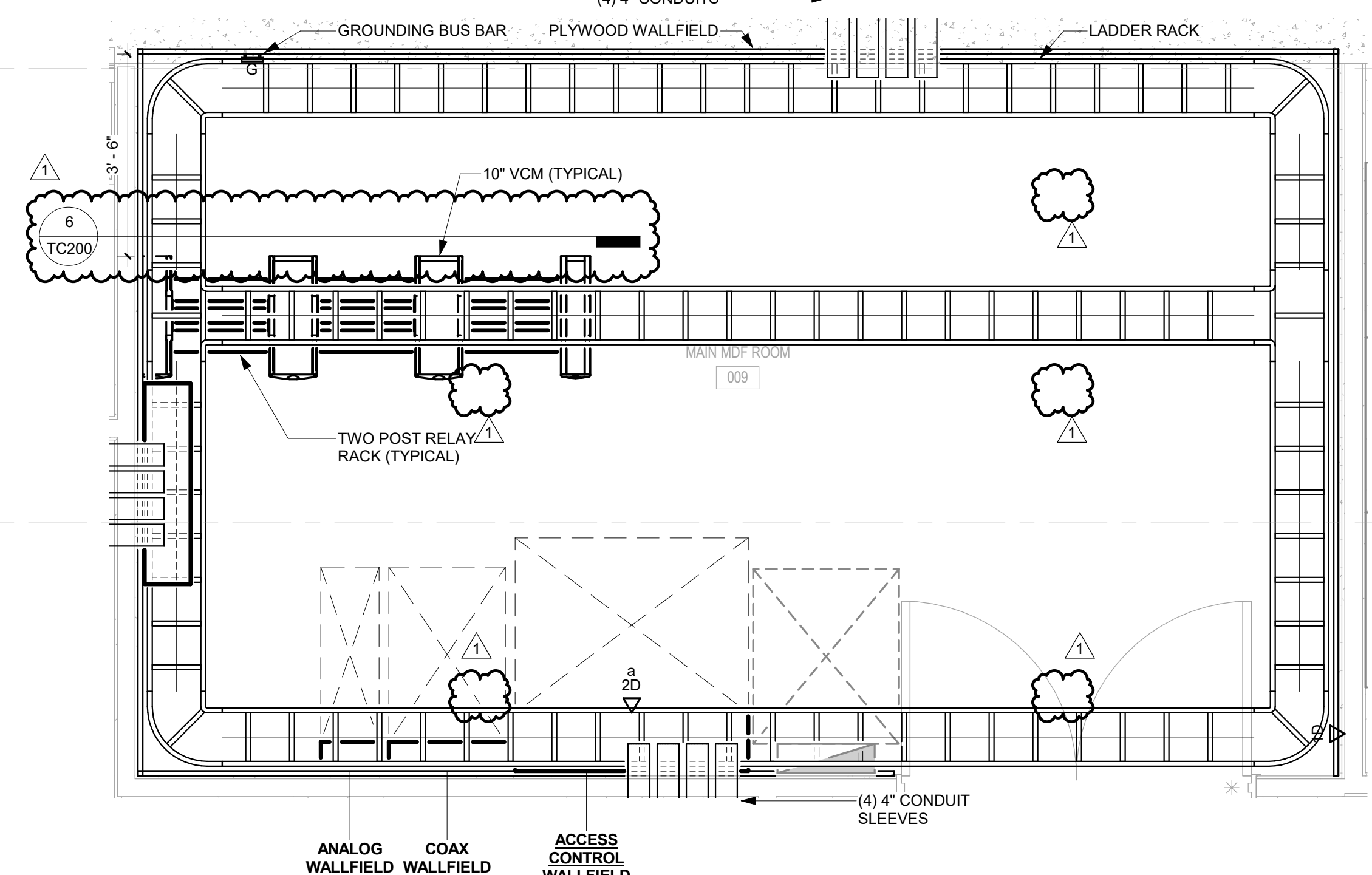
4 RACK ELEVATION - IDF (BS.1.5)  
N.T.S.



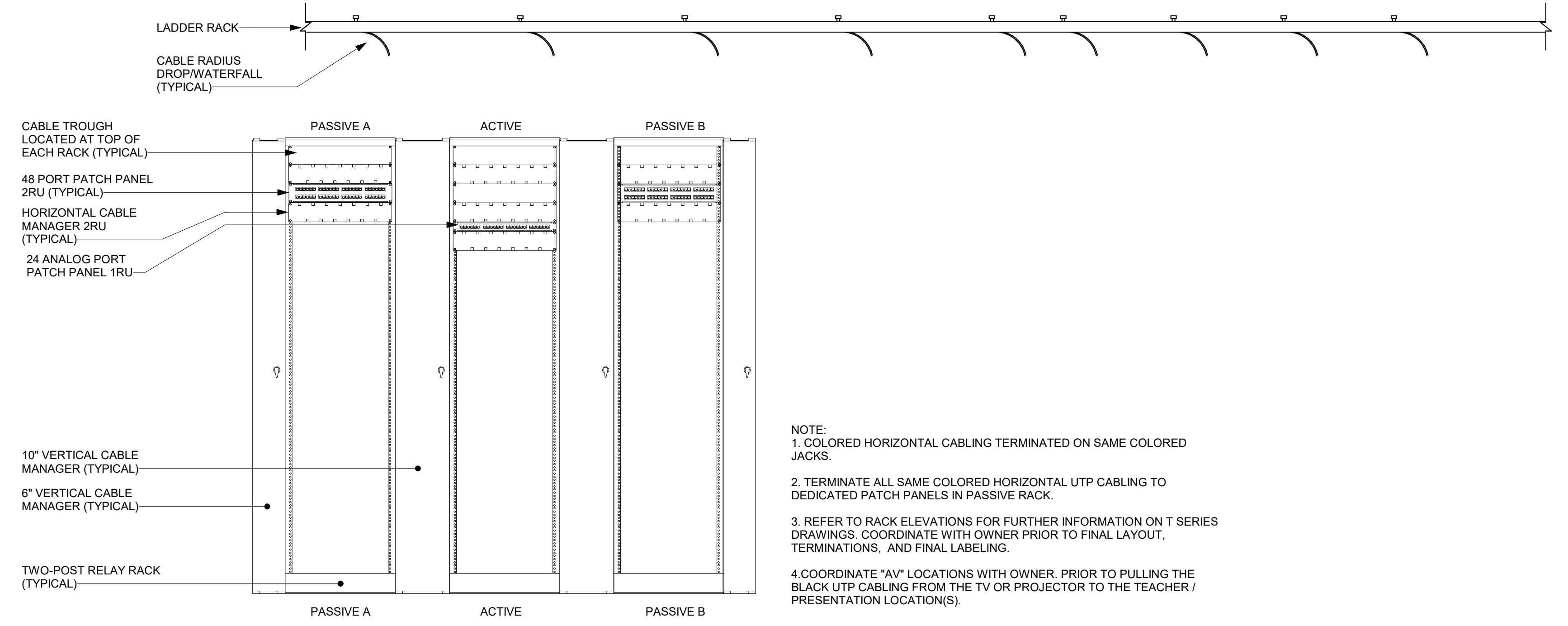
5 RACK ELEVATION - IDF (BS.2.5)  
N.T.S.

NOTE:  
1. COLORED HORIZONTAL CABLING TERMINATED ON SAME COLORED JACKS.  
2. TERMINATE ALL SAME COLORED HORIZONTAL UTP CABLING TO DEDICATED PATCH PANELS IN PASSIVE RACK.  
3. REFER TO RACK ELEVATIONS FOR FURTHER INFORMATION ON T SERIES DRAWINGS. COORDINATE WITH OWNER PRIOR TO FINAL LAYOUT, TERMINATIONS, AND FINAL LABELING.  
4. COORDINATE "AV" LOCATIONS WITH OWNER. PRIOR TO PULLING THE BLACK UTP CABLING FROM THE TV OR PROJECTOR TO THE TEACHER / PRESENTATION LOCATION(S).

NOTE:  
1. COLORED HORIZONTAL CABLING TERMINATED ON SAME COLORED JACKS.  
2. TERMINATE ALL SAME COLORED HORIZONTAL UTP CABLING TO DEDICATED PATCH PANELS IN PASSIVE RACK.  
3. REFER TO RACK ELEVATIONS FOR FURTHER INFORMATION ON T SERIES DRAWINGS. COORDINATE WITH OWNER PRIOR TO FINAL LAYOUT, TERMINATIONS, AND FINAL LABELING.  
4. COORDINATE "AV" LOCATIONS WITH OWNER. PRIOR TO PULLING THE BLACK UTP CABLING FROM THE TV OR PROJECTOR TO THE TEACHER / PRESENTATION LOCATION(S).



1 PARTIAL PLAN - MAIN MDF ROOM (BS.04)  
1/2" = 1'-0"



6 RACK ELEVATION - MDF (BS.04)  
N.T.S.

NOTE:  
1. COLORED HORIZONTAL CABLING TERMINATED ON SAME COLORED JACKS.  
2. TERMINATE ALL SAME COLORED HORIZONTAL UTP CABLING TO DEDICATED PATCH PANELS IN PASSIVE RACK.  
3. REFER TO RACK ELEVATIONS FOR FURTHER INFORMATION ON T SERIES DRAWINGS. COORDINATE WITH OWNER PRIOR TO FINAL LAYOUT, TERMINATIONS, AND FINAL LABELING.  
4. COORDINATE "AV" LOCATIONS WITH OWNER. PRIOR TO PULLING THE BLACK UTP CABLING FROM THE TV OR PROJECTOR TO THE TEACHER / PRESENTATION LOCATION(S).

drawing title				STATE OF CONNECTICUT			
COMMUNICATIONS PART PLANS				DEPARTMENT OF ADMINISTRATIVE SERVICES			
professional seal	REVISIONS			drawing prepared by	date		
	mark	date	description	BVH INTEGRATED SERVICES	08/16/2019		
	1	09/18/19	ADDENDUM R2	206 WEST NEWBERRY ROAD	scale		
				BLOOMFIELD, CT. 06002	As indicated		
				project	drawn by		
				SCSU NEW HHS BUILDING	NES		
				501 CRESCENT STREET	approved by		
				NEW HAVEN, CT 06050	AV		
				drawing no.	TC200		
CAO no.	project no.						
	BI-RS-329						