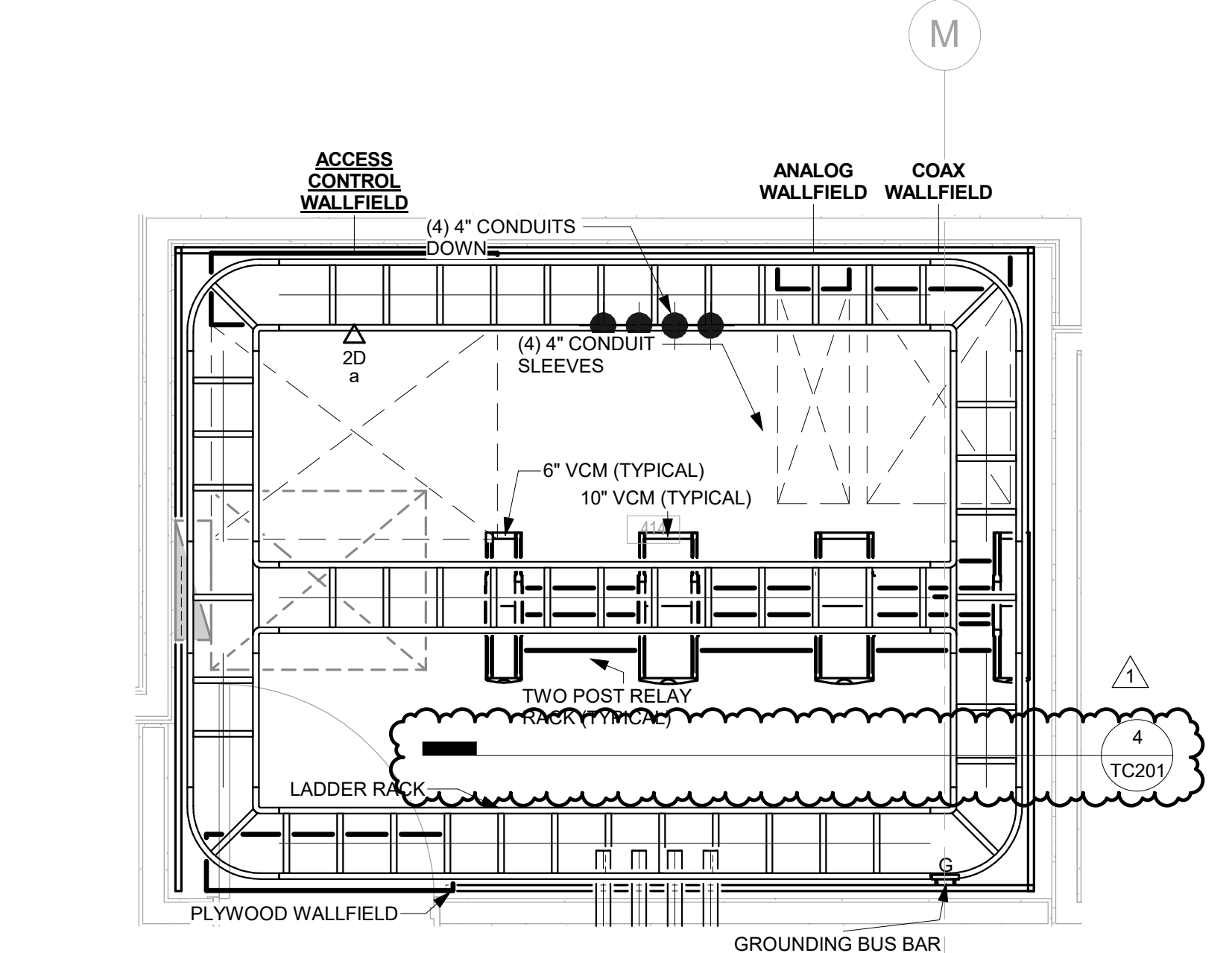
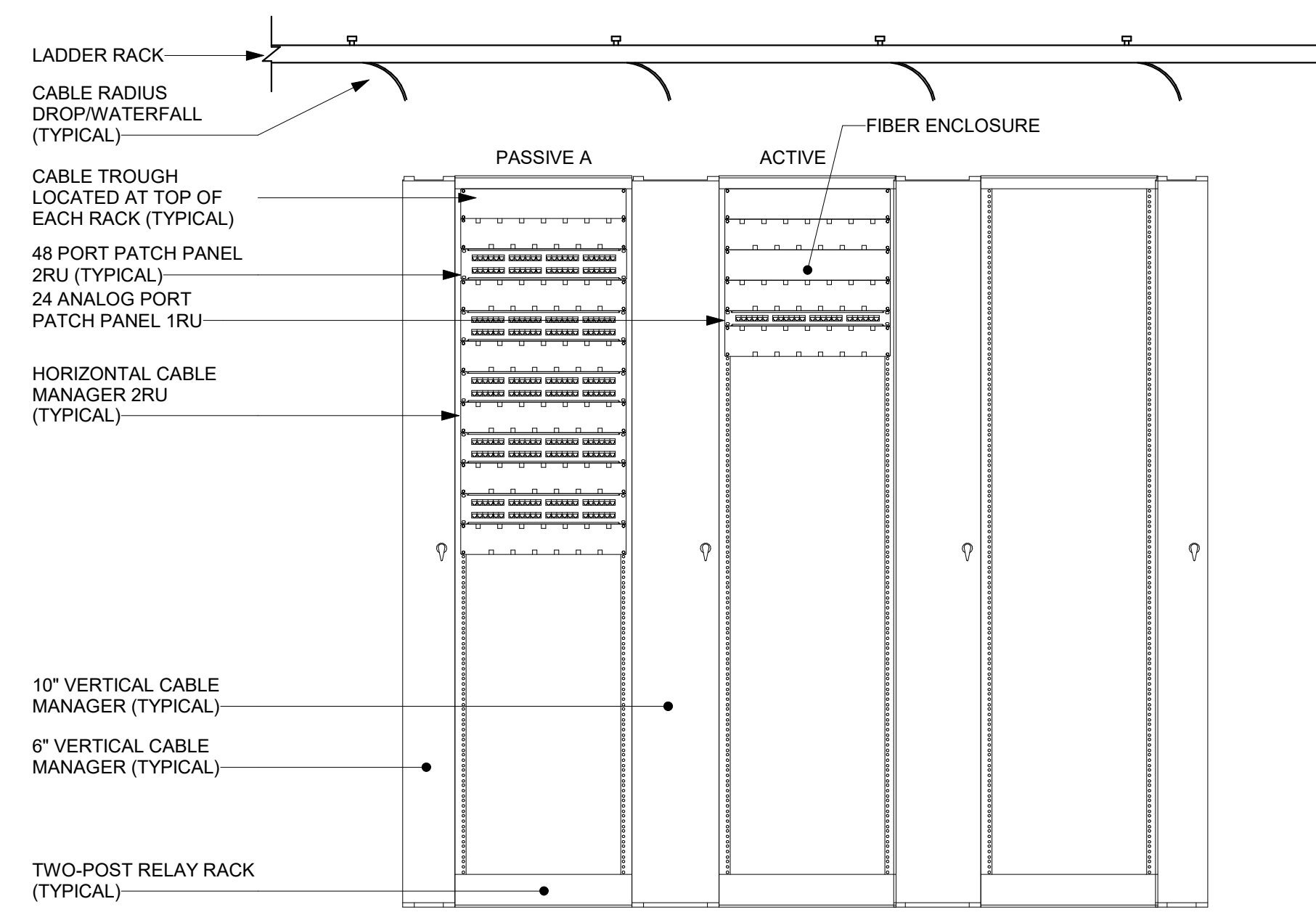


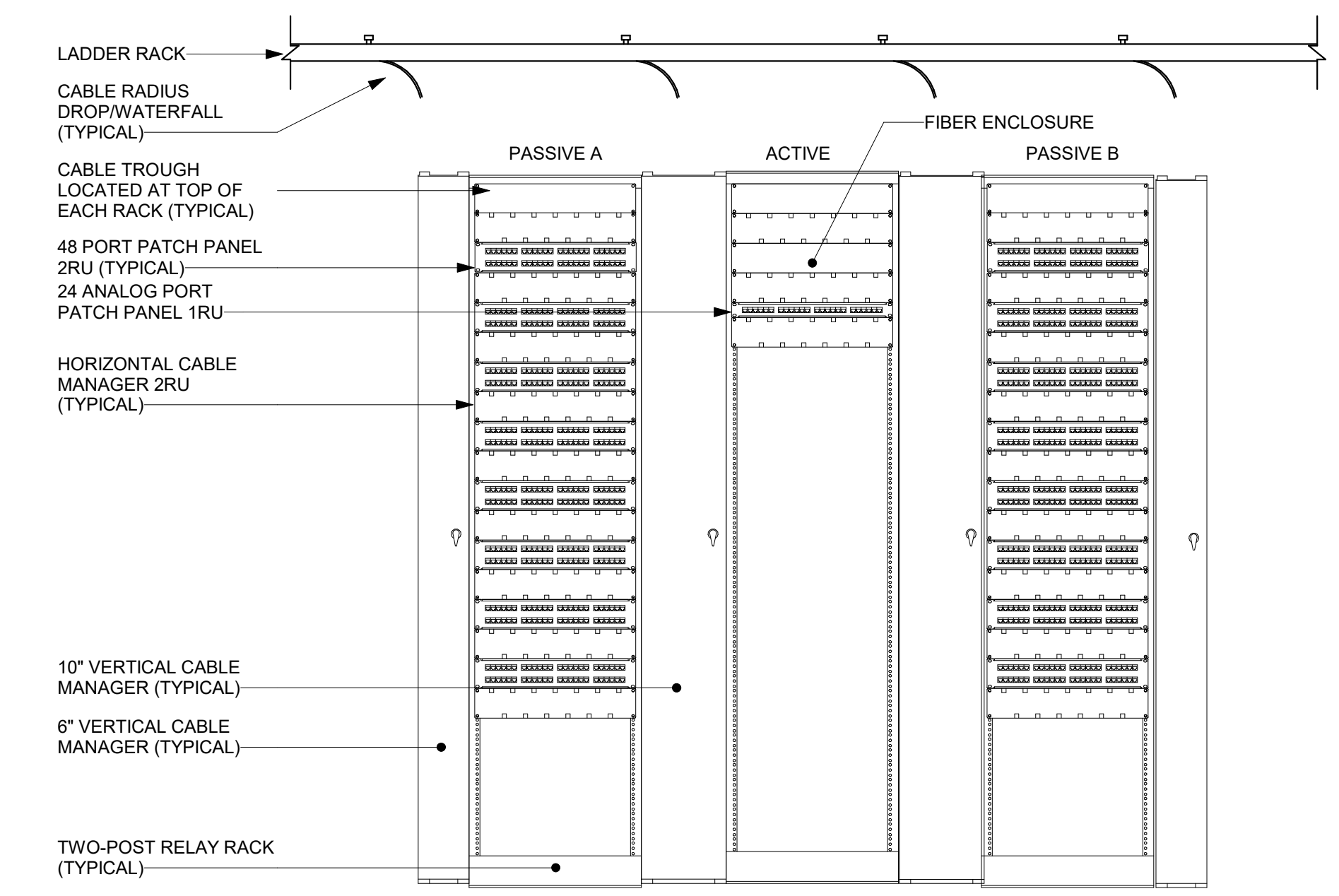
1 PARTIAL PLAN - IDF (BS.3.5)  
1/2" = 1'-0"



2 PARTIAL PLAN - IDF (BS.4.5)  
1/2" = 1'-0"



3 RACK ELEVATION - IDF (BS.3.5)  
N.T.S.



4 RACK ELEVATION - IDF (BS.4.5)  
N.T.S.

NOTE:  
1. COLORED HORIZONTAL CABLING TERMINATED ON SAME COLORED JACKS.  
2. TERMINATE ALL SAME COLORED HORIZONTAL UTP CABLING TO DEDICATED PATCH PANELS IN PASSIVE RACK.  
3. REFER TO RACK ELEVATIONS FOR FURTHER INFORMATION ON T SERIES DRAWINGS. COORDINATE WITH OWNER PRIOR TO FINAL LAYOUT, TERMINATIONS, AND FINAL LABELING.  
4. COORDINATE "AV" LOCATIONS WITH OWNER. PRIOR TO PULLING THE BLACK UTP CABLING FROM THE TV OR PROJECTOR TO THE TEACHER / PRESENTATION LOCATION(S).

NOTE:  
1. COLORED HORIZONTAL CABLING TERMINATED ON SAME COLORED JACKS.  
2. TERMINATE ALL SAME COLORED HORIZONTAL UTP CABLING TO DEDICATED PATCH PANELS IN PASSIVE RACK.  
3. REFER TO RACK ELEVATIONS FOR FURTHER INFORMATION ON T SERIES DRAWINGS. COORDINATE WITH OWNER PRIOR TO FINAL LAYOUT, TERMINATIONS, AND FINAL LABELING.  
4. COORDINATE "AV" LOCATIONS WITH OWNER. PRIOR TO PULLING THE BLACK UTP CABLING FROM THE TV OR PROJECTOR TO THE TEACHER / PRESENTATION LOCATION(S).

drawing title COMMUNICATIONS PART PLANS		STATE OF CONNECTICUT DEPARTMENT OF ADMINISTRATIVE SERVICES	
professional seal	REVISIONS	drawing prepared by BVH INTEGRATED SERVICES 206 WEST NEWBERRY ROAD BLOOMFIELD, CT. 06002	date 08/16/2019 scale As indicated
	mark date description	project SCSU NEW HHS BUILDING 501 CRESCENT STREET NEW HAVEN, CT 06050	drawn by NES approved by AV drawing no. TC201
	1 09/18/19 ADDENDUM R2	CAO no. BI-RS-329	